

# Your School's Academic Delivery Platform

**A more engaging, intuitive and fun way of teaching!**

Discover our multiple international award-winning academic delivery platform for comprehensive online and offline learning, teaching, supervising, and school administration.

Last Updated Date:  
26<sup>th</sup> April, 2026





## The Future of Learning!

mySecondTeacher is an online academic delivery platform that utilises modern pedagogy to uplift the quality of education globally. Our platform enables smooth integration of online and offline academic delivery with features specifically designed to elevate learning, teaching, performance monitoring, and school administration.

mySecondTeacher unlocking possibilities for everyone!

**Visionary  
Leaders**



**Responsible  
Teachers**



**Awesome  
Students**



**Caring  
Parents**



# About Our Teaching Resources and Pedagogy

Our interactive teaching resources and rich feature-set make us the best academic delivery platform in the industry. Hundreds of top international schools and users from across 51 countries depend on us as their academic delivery solution.

## Our Awards



In partnership with ING Impact, **mySecondTeacher Nepal** aims to facilitate resource accessibility while ensuring academic excellence. The Physical Textbooks from our partnered publication, ING Impact, is backed by technology and are curated to support holistic education, offering a wide range of additional interactive learning content such as videos, exam notes, and eBooks backed by our platform's features to scribble, take notes, bookmark pages, narrate audios, and listen to audio summaries. Pages from these books might even be digitally assigned to students as homework and marked digitally by teachers. Additionally, our Physical Textbooks consist of quizzes and QR codes for relevant video explanations or access to corresponding eBook chapters.

Our key learning resources include Physical Textbooks and eBooks with Topic-wise Videos for Grade 8 - Grade 12, as well as Interactive Videos for Grades 10, 11 & 12 for the SEE and NEB Board examinations respectively mapped as per the curriculum developed by Curriculum Development Centre (CDC), Nepal.

The Interactive Videos (IVys) are based on a dialogic teaching methodology and thus incorporate conversational teaching methods between a teacher and a student to simplify complex concepts. In addition, diagnostic quizzes are integrated within the IVys to support understanding, reinforce retention, and ensure mastery. Topic-wise Videos, on the other hand, focus on practical learning through experiments and demonstrations for various topics aligned with the syllabus.

# Our Offerings

We offer Physical Textbooks and eBooks with Topic-wise Videos for Grade 8 - Grade 12, 5,000+ Interactive Videos for Grades 10, 11 & 12 for the SEE and NEB Board examinations, respectively mapped as per the curriculum developed by Curriculum Development Centre of Nepal.

## Physical Textbook and eBooks

### Grade 8

- Health, Physical Education & Creative Arts
- Mathematics
- Office Practice & Accountancy
- Science & Technology
- सामाजिक अध्ययन तथा मानवमूल्य शिक्षा

### Grade 9

- Computer Science
- Mathematics
- Office Practice & Accountancy
- Science & Technology
- सामाजिक अध्ययन


### Grade 10

- Computer Science
- Mathematics
- Office Practice & Accountancy
- Science & Technology
- सामाजिक अध्ययन

### \* Coming Soon

### Grade 11 and 12

- सामाजिक अध्ययन तथा मानवमूल्य शिक्षा
- Computer Science
- Business Studies
- Principles of Accounting
- Economics



**\*Note:** Access to these features depend on the plan your school has subscribed to.

## Topic-wise Videos and Interactive Videos

### Grade 8

- Mathematics
- Science & Technology
- सामाजिक अध्ययन तथा मानवमूल्य शिक्षा
- Health, Physical and Creative Arts
- Accountancy

### Grade 9

- Mathematics
- Science & Technology
- सामाजिक अध्ययन
- Office Practice & Accountancy
- Computer Science

### Grade 10

- English
- Nepali
- Mathematics
- Social Studies
- Economics
- Science and Technology
- Office Practice and Accountancy
- Computer Science
- सामाजिक अध्ययन

### Grade 11

- नेपाली
- English
- सामाजिक अध्ययन तथा मानवमूल्य शिक्षा
- Mathematics
- Physics
- Chemistry
- Biology
- Computer Science
- Principles of Accounting
- Economics
- Business Studies

### Grade 12

- नेपाली
- English
- सामाजिक अध्ययन तथा मानवमूल्य शिक्षा
- Mathematics
- Physics
- Chemistry
- Biology
- Computer Science
- Principles of Accounting
- Economics
- Business Studies

## Testpapers



60,000+ questions in our Standard Question Bank for Grade 8 - Grade 12.

**\*Note:** Access to these features depend on the plan your school has subscribed to.

# Our Features

**mySecondTeacher Nepal** and its innovative features empower teachers like you by providing the necessary tools to enhance your teaching methods and facilitate an effective learning environment. By integrating technology into the educational process, our platform aims to support you in your instructional practices and enable you to deliver high-quality education.

**Everything that you can do in mySecondTeacher Nepal as a teacher, depending on the subjects that you are given access to:**

## Teaching Resources

- ✓ Teach from eBooks, Interactive Videos and Topic-wise Videos
- ✓ Access Lesson Plans, Exam Preparation Notes, and Teaching Slides
- ✓ Access additional teaching resources from “Global Resources”
- ✓ Create your own Testpapers from our question banks
- ✓ Upload your own resources, which you may share both with school colleagues & your class

## Hassle-free Assignment Process

- ✓ Give Assignments from eBooks, Interactive Videos, and Testpapers
- ✓ Set deadlines
- ✓ Share class notes required to complete Assignments
- ✓ Receive submission, give feedback, and grade Assignments
- ✓ Get in-depth assignment insights with Diagnostic Reports and Question Analytics

## Schedule Classes

- ✓ Schedule Online or In-Class Sessions
- ✓ Share documents or photos of activities done In-Class on the platform to aid future revision
- ✓ Track attendance
- ✓ Track all offline and In-Class Sessions, and even track the platform activities of your students

## Chat Rooms for Collaborative Learning

- ✓ Create classroom or project-specific chat groups
- ✓ Seamless interaction with students
- ✓ Share documents

## Announcements to Parents, Teachers, & Students

- ✓ Send General Announcements
- ✓ Send eConsent Announcements

**\*Note:** Access to these features depend on the plan your school has subscribed to.

# Getting Started with mySecondTeacher Nepal

**mySecondTeacher Nepal** can be accessed using your **computer** or **mobile device**. For the best experience, we recommend using a computer, as features are more easily accessible. To get started, simply login with the **email address** and **password** provided by your school.

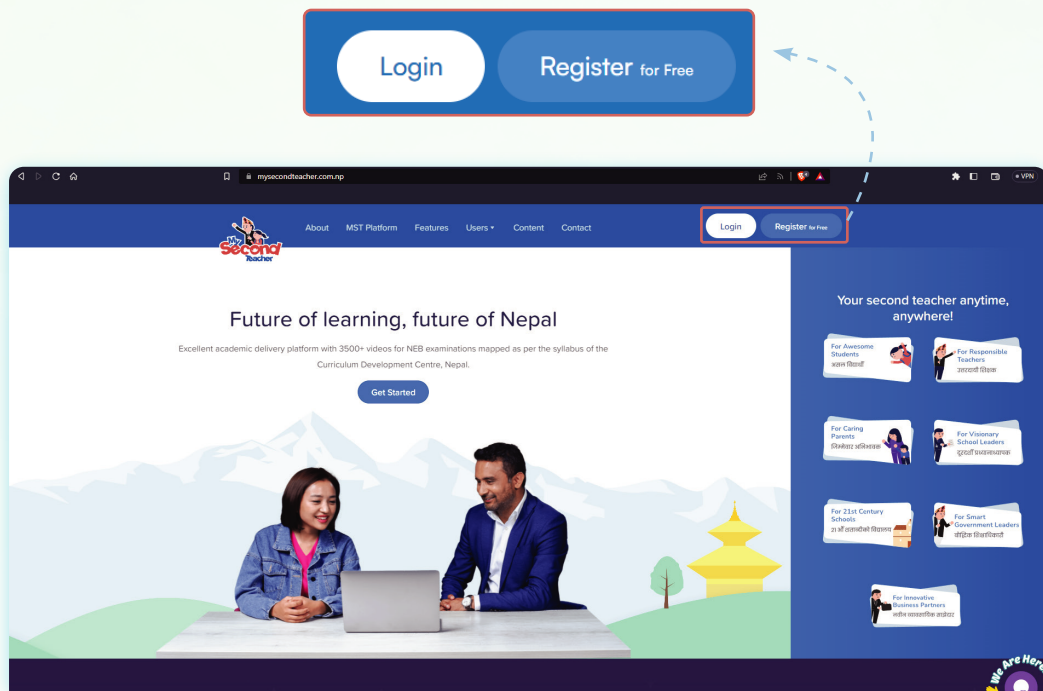
## How to access mySecondTeacher?

### On Computer Devices

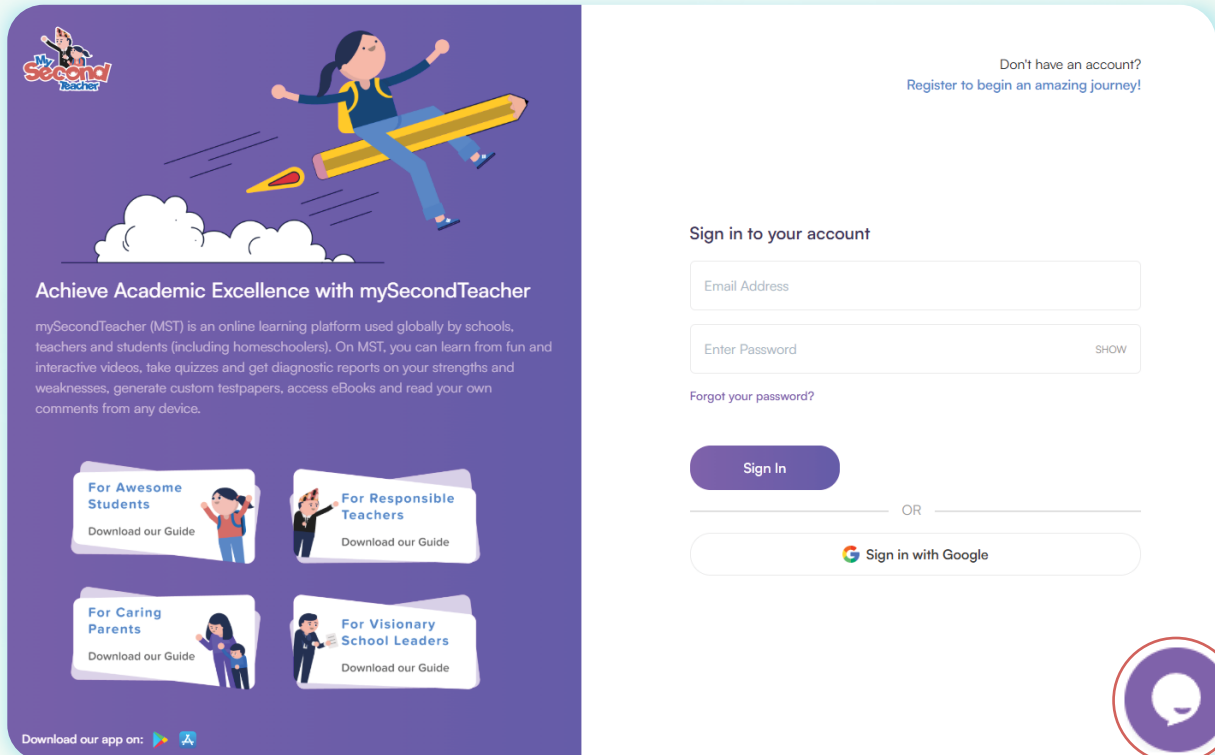
1. Open your internet browser (Google Chrome is recommended for best performance).



2. Go to **www.mysecondteacher.com.np**. Once you're on the website, click on **"Login"** on the top right.




3. Login with your registered **username** and **password** provided by your school.



The image shows a promotional banner for mySecondTeacher on the left and a login form on the right. The banner features an illustration of a girl sitting on a large yellow pencil flying through the air. Below the illustration, the text reads: "Achieve Academic Excellence with mySecondTeacher". A paragraph describes mySecondTeacher (MST) as an online learning platform used globally by schools, teachers, and students. It lists various features like interactive videos, quizzes, diagnostic reports, testpapers, eBooks, and comments. Below the text are four buttons: "For Awesome Students", "For Responsible Teachers", "For Caring Parents", and "For Visionary School Leaders", each with a "Download our Guide" link. At the bottom of the banner, it says "Download our app on:" followed by icons for the App Store and Google Play. The login form on the right has a link for "Don't have an account? Register to begin an amazing journey!". It includes a "Sign in to your account" section with input fields for "Email Address" and "Enter Password" (with a "SHOW" toggle). There is a "Forgot your password?" link and a "Sign In" button. Below the button is an "OR" separator and a "Sign in with Google" button. A circular chat icon is located at the bottom right of the banner area.

For any queries or issues, click here to contact our **User Care Team**. Or call us at **9801010155** or **9702027000**. We're available **365 days** from **6 AM to 10:30 PM**.



Scan/Click here to learn how:

- To access mySecondTeacher Nepal on your computer.

## On Mobile App

1. Go to your App Store (iOS) or Play Store (Android).
2. Next, search for ‘**mySecondTeacher Nepal**’ app (make sure you’ve selected the Nepal app and not the Global one).
3. Tap on the “**Install**” or “**Get**” button to download the app.
4. Next, open the app and login with your registered **username** and **password**.

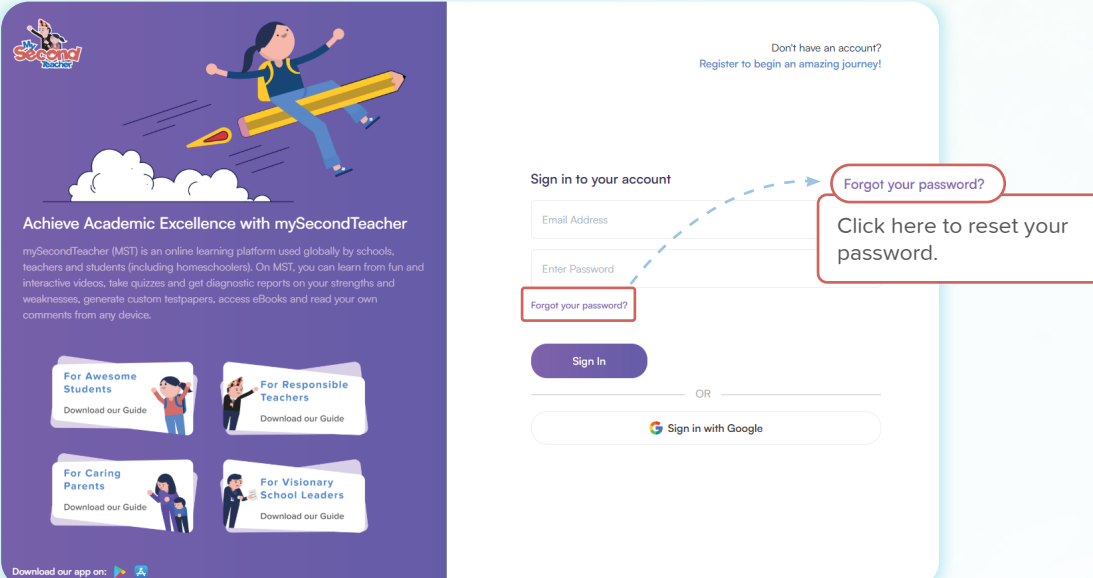


### Scan/Click here to learn how:

- To download mySecondTeacher Nepal on your mobile.



## Forgot Password:

If you forgot your password or are unable to login to your account, you can reset your password and regain access to your account.



The screenshot shows the mySecondTeacher app interface. On the left, there is a purple banner with the text "Achieve Academic Excellence with mySecondTeacher" and a cartoon illustration of a girl riding a pencil. Below this, there are four buttons: "For Awesome Students", "For Responsible Teachers", "For Caring Parents", and "For Visionary School Leaders", each with a "Download our Guide" link. At the bottom, it says "Download our app on:" with icons for the App Store and Google Play.

On the right, the login screen is shown. It has a "Sign in to your account" heading. Below it are fields for "Email Address" and "Enter Password". A "Forgot your password?" link is located below the password field. A "Sign In" button is at the bottom. There is also a "Sign in with Google" button. A red box highlights the "Forgot your password?" link, and a red callout bubble points to it with the text "Click here to reset your password."

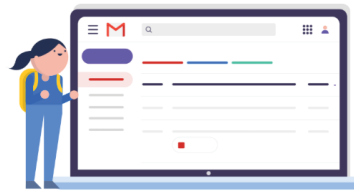



Forgot your password?

Don't worry! We are here to help you. Enter your email address below to reset your password.

Reset Password

Enter your registered email address provided by your school.



An email has been sent to amav.gurung@nmst.edu.np  
Please check your email to reset your password  
Do check your spam/junk folder if you do not receive our email in your inbox within 2 minutes.

Okay

Please check your email to reset your password.

**\*Note:** If you didn't receive the email or are unable to reset your password, check the **Spam Folder** in your email, or please reach out to our **User Care Team** for assistance.



Scan/Click here to learn how:

- To reset your password.

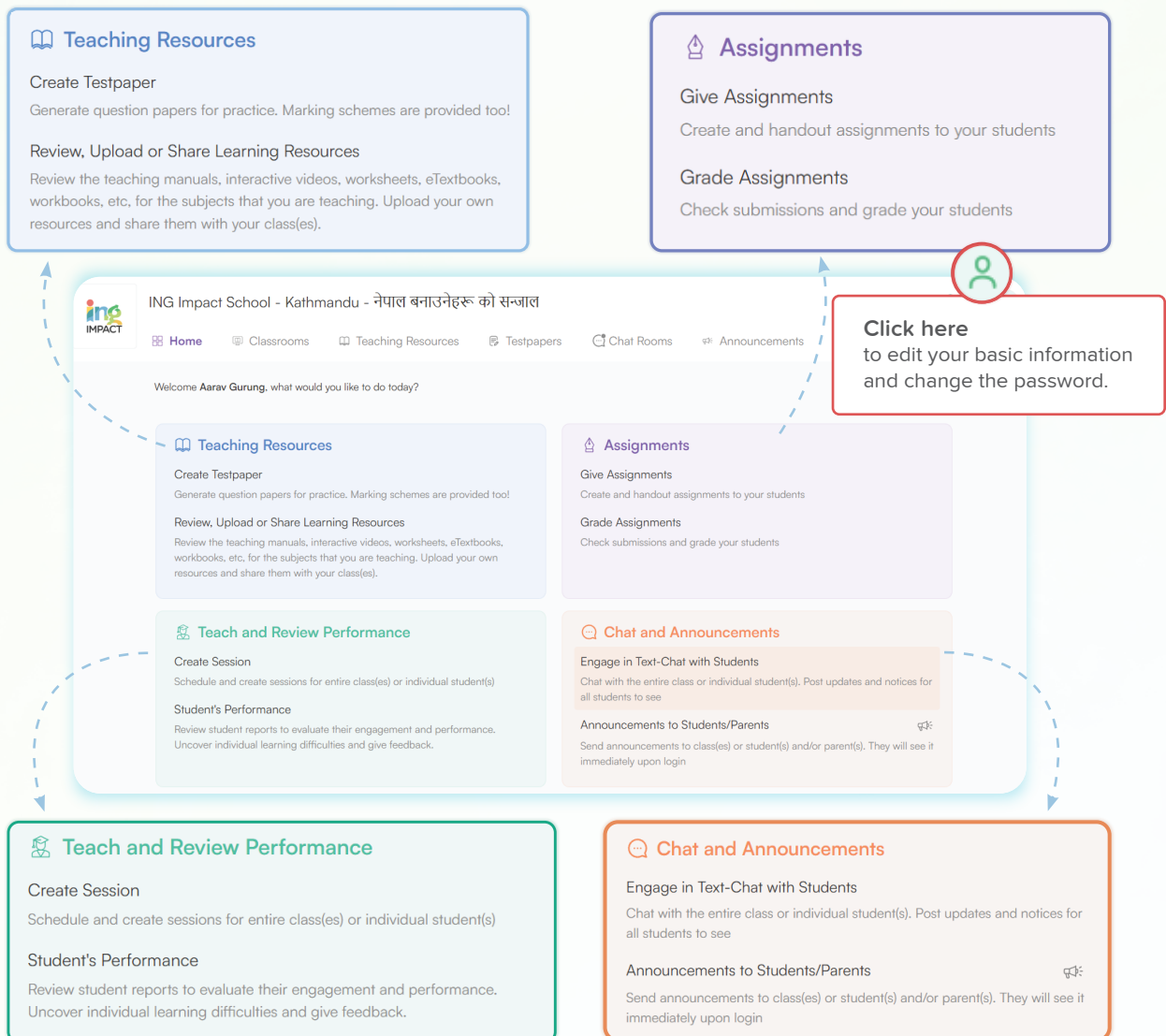
mySecondTeacher Nepal

# For Responsible Teachers



**mySecondTeacher Nepal** provides a convenient platform for you as a teacher to carry out your daily tasks. With the integration of innovative technology, our features are designed to assist you in efficiently monitoring and tracking student's Online and In-Class academic progress, engagements, strengths, and areas for improvement. By leveraging our tools, you can enhance your teaching practices that ultimately contribute to students' academic success.

## Teacher's Dashboard



# A Complete Digital Teaching Experience

Every **ING Impact Physical Textbook** is seamlessly connected to the **mySecondTeacher Nepal** app, giving you access to Topic-wise Videos, audio narration, audio summaries, exam notes, In-book Quizzes, and more interactive features. Both our Physical Textbooks and eBooks help you teach more effectively while guiding your students to understand concepts clearly and perform better in exams.

Our Physical Textbooks also include **QR Codes** in the **Table of Contents**, taking you to the relevant chapter, and QR Codes for **Topic-wise Videos** when scanned from the **mySecondTeacher Nepal** app or any QR scanner app available on your device.



## How your students can use it:



Read



Scan the QR Codes



Learn topics or  
watch videos



Improve understanding,  
performance, and results

With **mySecondTeacher**, experience personalised digital teaching whenever you want!

**\*Note:** eBooks are available only for subjects your school has subscribed to. To upgrade your plan, please get in touch with your school administration.

# Curriculum-aligned eBooks for Teaching (Approved by CDC)

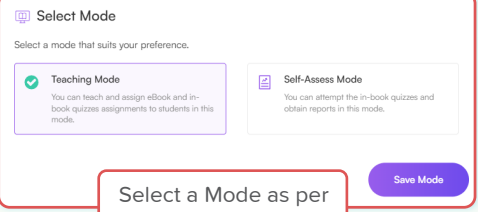
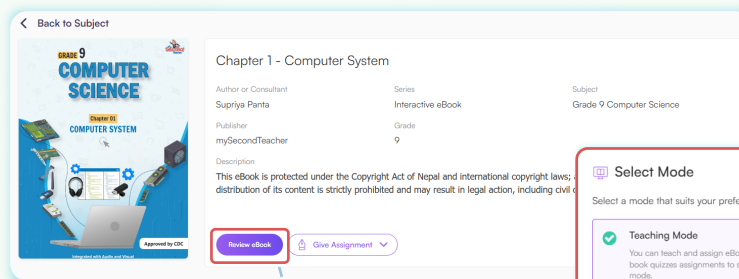
Our platform offers Interactive eBooks aligned with the Physical Textbooks of ING Impact and the syllabus of the Curriculum Development Centre (CDC), Nepal, with videos, audio narration, audio summaries, and additional teaching tools. Our eBooks are backed by fun features like scribbling, bookmarking, whiteboard, & note-taking that make teaching fun and interactive. Each chapter in these eBooks includes In-book Quizzes mapped with learning objectives to strengthen students' understanding.



Scan/Click here to learn how:

- To use Table of Contents QR Code.
- To navigate the eBooks.
- To switch User Mode.

Use the tools to navigate eBook and access interactive features.



Select a Mode as per your preference.

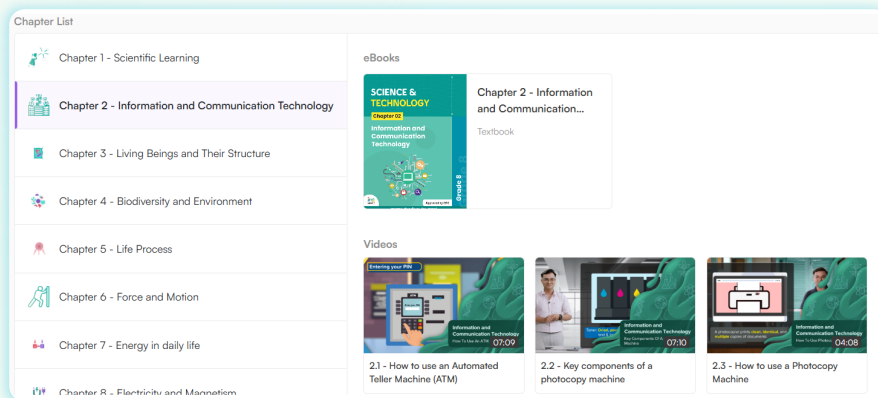


Use the Whiteboard to scribble and teach.

# Access Videos for Better Teaching (Approved by CDC)

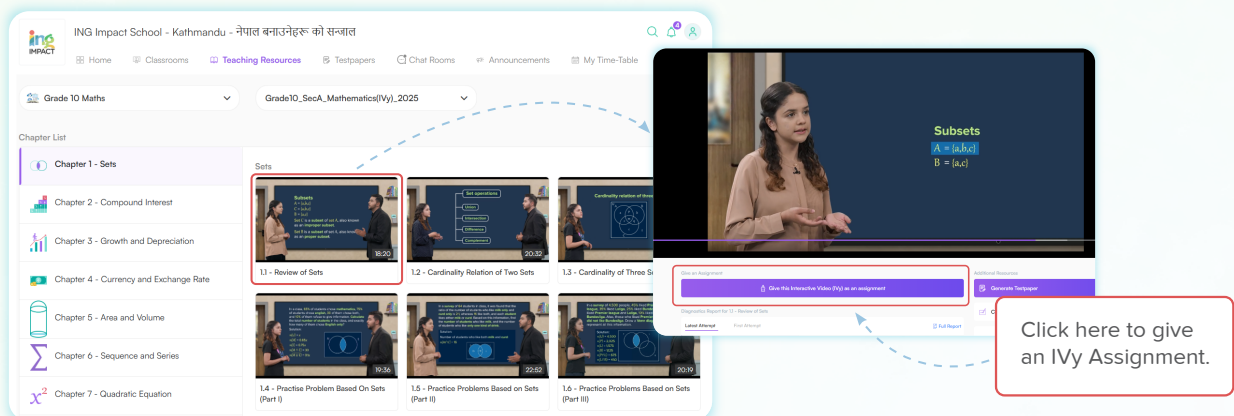
To support your teaching, our platform offers Topic-wise Videos for Grade 8 - Grade 12 and Interactive Videos (IVys) for SEE Grade 10 and NEB Grade 11 and Grade 12, as per the syllabus aligned with the Curriculum Development Centre (CDC), Nepal, across multiple subjects and use conversational teaching methods that are engaging and relatable. These IVys are backed by In-lesson and End-of-lesson Quizzes to strengthen student's understanding, boost retention, and achieve Complete Mastery. Teachers can also assign IVy Assignments from the videos for effective learning and practice.

## Topic-wise Videos



The screenshot shows a 'Chapter List' on the left with chapters 1 through 7. Chapter 2, 'Information and Communication Technology', is selected. To the right, there is an 'eBooks' section with a textbook cover for 'SCIENCE & TECHNOLOGY' and a 'Videos' section with three thumbnails: '2.1 - How to use an Automated Teller Machine (ATM)', '2.2 - Key components of a photocopy machine', and '2.3 - How to use a Photocopy Machine'.

## Interactive Videos (IVys)



The screenshot shows the 'ING Impact School - Kathmandu' interface. A lesson on 'Subsets' is displayed, with a video player showing a teacher and a screen with  $A = \{a, b, c\}$  and  $B = \{a, c\}$ . A callout box points to a button that says 'Click here to give an IVy Assignment.' Below the video player, there are buttons for 'Give an assignment', 'Give this Interactive Video (IVy) as an assignment', and 'Generate Testpaper'.


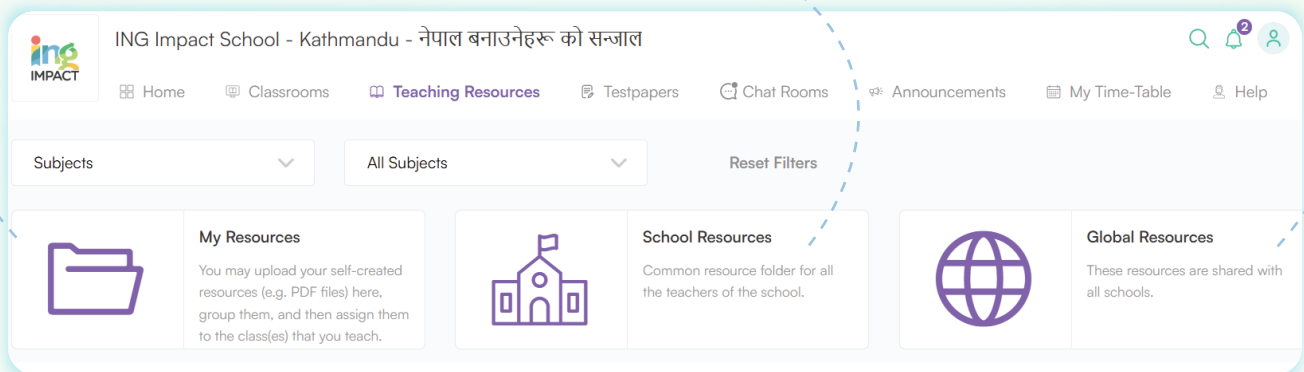
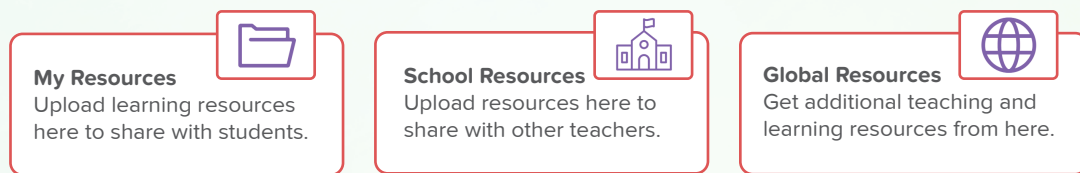


Scan/Click here to learn how:

- To access Topic-wise Videos and Interactive Videos.
- To switch User Mode.

# Effective Teaching with Additional Resources

As a teacher, you can easily share class notes with students to enhance their understanding of the subject. Our platform also facilitates collaboration among teachers by providing a medium to share files. Along with content-sharing tools, you can also gain access to extra teaching resources from **mySecondTeacher Nepal**.



## Scan/Click here to learn how:

- To upload files in "My Resources" to share them with students.
- To upload files in "School Resources" and access content uploaded by your colleagues.
- To access extra teaching/learning content from "Global Resources".

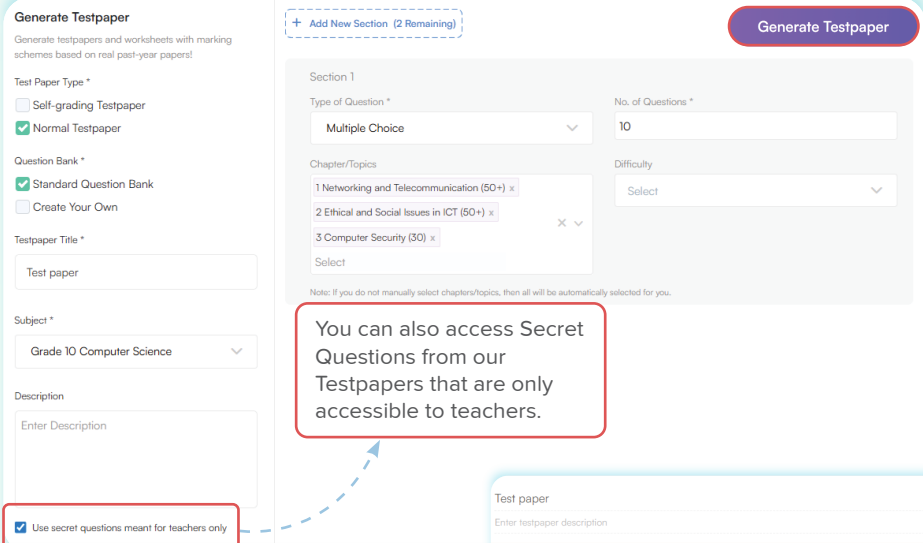
## Did you know?

Our platform offers **Lesson Plans, Exam Preparation Notes, and Teaching Slides** to support teaching and improve learning outcomes.

# Wide Variety of Assessment Testpapers

Our platform offers a standard question bank, which you can utilise to generate Self-grading and Normal Testpapers, customising them by choosing Multiple-Choice or Open-Ended questions and setting difficulty levels. You can also generate Custom Testpapers with options to add your own questions. Additionally, you can create Exam Papers aligned with the CDC examination format or assign Competency Testpapers with Pre Tests and Post Tests to evaluate students' understanding.

These options for Testpapers allow you to create well-rounded assessments that engage and challenge your students and provide a more accurate measurement of their knowledge and abilities.



**Generate Testpaper**  
Generate testpapers and worksheets with marking schemes based on real past-year papers!

Test Paper Type \*  
 Self-grading Testpaper  
 Normal Testpaper

Question Bank \*  
 Standard Question Bank  
 Create Your Own

Testpaper Title \*  
 Test paper

Subject \*  
 Grade 10 Computer Science

Description  
 Enter Description

Use secret questions meant for teachers only

+ Add New Section (2 Remaining)

Generate Testpaper

Section 1  
 Type of Question \*  
 Multiple Choice  
 No. of Questions \*  
 10  
 Chapter/Topics  
 1 Networking and Telecommunication (50+) x  
 2 Ethical and Social Issues in ICT (50+) x  
 3 Computer Security (30) x  
 Select  
 Difficulty  
 Select

Note: If you do not manually select chapters/topics, then all will be automatically selected for you.

You can also access Secret Questions from our Testpapers that are only accessible to teachers.

You can give Assignment from Testpapers.

Test paper  
 Enter testpaper description

Finish Editing

Note: You are in "Editing" mode. Edit until you are satisfied with your generated testpaper, then save the testpaper.

Test paper  
 Grade 10 Computer Science

Note: You can replace or add questions in this section 15 times

Section 1 (Multiple Choice - 10)

Delete Replace (15)

1) What should you do if you suspect a website is insecure? [1]  
 A. Continue browsing  
 B. Report the website  
 C. Share the website with friends  
 D. Avoid visiting the website

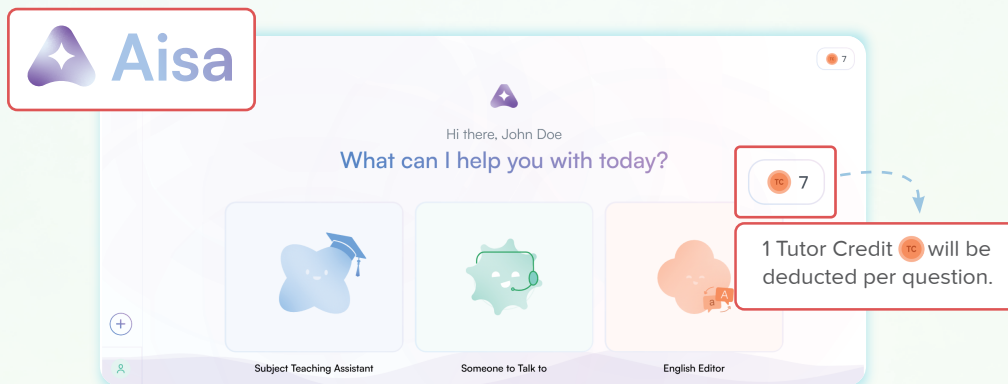


**Scan/Click here to learn how:**

- To generate Self-grading, Normal, & Custom Testpapers.
- To generate Secret Questions & assign them to students.

# Built-in AI Subject Assistant

Our platform provides **AISA**, a **built-in AI Subject Assistant** designed specially for teachers. With AISA, you can create subject-specific teaching resources like lesson plans, worksheets, and quizzes, improve your messages, and get emotional support when you need it.



#### Someone to Talk to



Talk with our AI Assistant for emotional support and guidance.

#### English Editor



Get assistance in delivering your messages in the right tone and grammar.

### Subject Teaching Assistant



#### Lesson Plan Generator

Create clear, structured lesson plans in a few clicks.



#### Group Work Generator

Generate unique group activities; enhances student collaboration.



#### Topic Summary

Get simplified summaries to help students understand key concepts.



#### Quiz Maker

Build fun quizzes to test knowledge on any subject.



#### Worksheet Generator

Generate custom worksheets to support your lessons easily.



#### Topic Rewriter

Turn complex topics into simple, easy-to-understand explanations.

Generate your curriculum-aligned Teaching Resources for the chosen subject and grade with the pre-set prompts.



#### Scan/Click here to learn how:

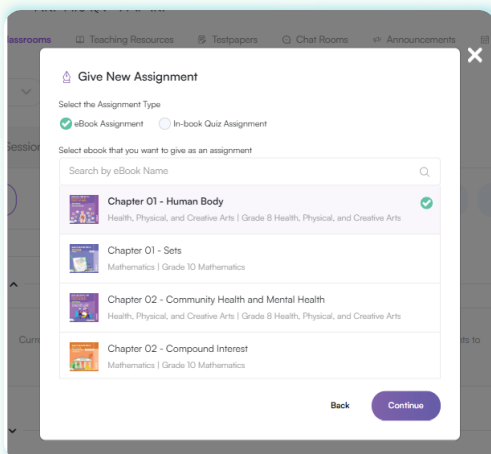
- To access Subject-Assistant.
- To access the English Editor.
- To access Someone To Talk To.

# Hassle-free Assignment Cycle

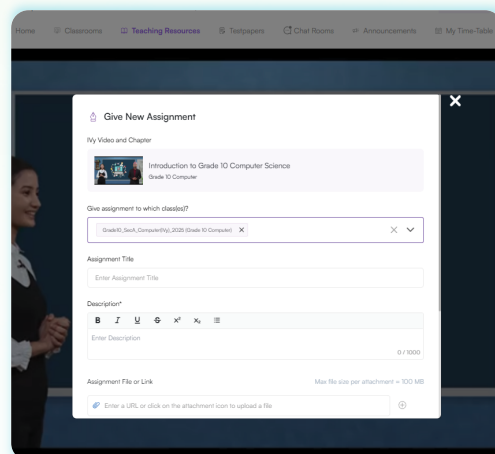
As a teacher, you have the convenience of assigning tasks from **eBooks**, **Testpapers**, and even **Interactive Videos** as part of the learning process. The platform's ability to set editable deadlines ensures flexibility for both teachers and students. Moreover, with our platform, you have the ability to assess and grade assignment and send them back to students with feedback, which completes the whole assignment cycle all within the platform.



eBook Assignment



Interactive Video Assignment

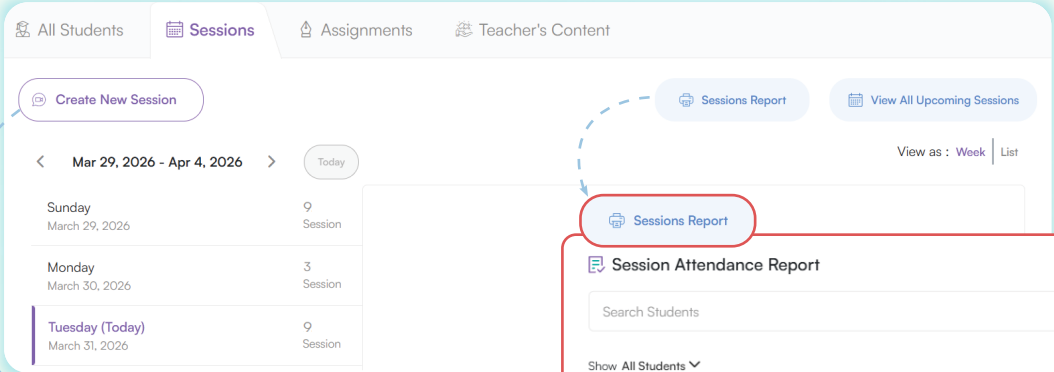


## Scan/Click here to learn how:

- To give Assignments from eBook Assignment & In-book Quiz Assignment.
- To give Assignments from Testpapers, IVY Assignment, Competency Testpapers, & Exam Papers.
- To schedule Assignments for a future date.
- To grade Assignments and publish grades.

# Scheduling In-Class and Online Sessions

You can schedule In-Class and Online Sessions from our platform. This allows you to adapt to the diverse modalities of education, satisfying the requirements of both online and conventional classroom environments, facilitating efficient lesson delivery and student engagement in any learning context.



The screenshot shows a navigation bar with 'All Students', 'Sessions', 'Assignments', and 'Teacher's Content'. Below it, there are buttons for 'Create New Session', 'Sessions Report', and 'View All Upcoming Sessions'. A calendar view shows sessions for Sunday, Monday, and Tuesday. A 'Sessions Report' popup is shown, containing a search bar, a dropdown for 'All Students', and a table of student attendance.

Student's Name ↑	Action
Abeer Adhikari	Present ↓
Avni Thapa	Present ↓
John Doe	Present ↓
Myra Gurung	Present ↓
Saanvi Magar	Present ↓
Samaira Lama	Present ↓



Scan/Click here to learn how:

- To create and schedule Sessions.
- To view scheduled Sessions in My Time-Table.

## Did you know?

Teachers can upload additional files and share it with students on the platform after any **In-Class Sessions**. This allows for the recognition and accessibility of the best work, enabling everyone to review and learn from it.

# Keep Track of your Schedule

You can manage and keep track of all the scheduled session (Online and In-Class Sessions) and assigned Assignments via “My Time-Table,” which presents a Weekly/Monthly overview.

**My Time-Table**


View as: **Month** | Week

< April 2026 > Today

Sessions Assignments

Sunday	Monday	Tuesday	Wednesday	Thursday	Friday	Saturday
29 Computer	30 Mathematics Session Computer science	31 Bahasa Indonesia	1 Assignment	2	3 Human body	4 Computer
5	6 wrx Computer Science S... Computer Science A...	7	8 Computer Science T... Concept of MAN	9 Scientific Study Science Assignment Grade 10 Science & ...	10 Human body assign... In-Book quiz Computer	
12 Quiz	13 Revision Class	14 Group CourseWork	15 Chapter 5 Homewor...	16 Chapter 1	17 Grade 10 Sec A Com... Grade 8 Science and... Computer Science L... Computer Science L... + 1 more...	18 Computer Science
19	20 eBook Assignment	21 Chapter 11	22	23 Grade 10 Accountancy Milestone 1	24 In-book Assignment Assignment	25
26	27	28	29	30 Problem Solving Pra... Assignment In-Book Assignment In-Book Quiz assign... + 1 more...	1	2

You can view Weekly/Monthly scheduled Sessions and Assignment deadlines from here.



Scan/Click here to learn how:

- To view “My Time-Table” with Sessions and Assignments.

# Personalised Guidance with Data-Driven Insights

With **mySecondTeacher Nepal**, you can view individual student's activities like eBooks accessed, Interactive Videos watched, Sessions attended, Assignment submission status, and more, all within the platform. This feature allows you to gain insights into their unique learning patterns, enabling you to offer the necessary guidance based on the information obtained.

## All Students' Performance Reports

All Students   Sessions   Assignments   Teacher's Content

27 Students of Grade 10\_Computer\_(CDC)\_2026

Search Students  [Download Report](#)

Student Name	Last Login	Logins	Accessed Pages	Actions
AM Aaryan Magar	February 7, 2026	91	574	<a href="#">View</a> <a href="#">Refresh</a>
AC Aishworya Chamar	February 7, 2026	36	389	<a href="#">View</a> <a href="#">Refresh</a>
AK Apeel Kshetri	February 7, 2026	61	353	<a href="#">View</a> <a href="#">Refresh</a>
AK Arya Kurmi	February 7, 2026	24	343	<a href="#">View</a> <a href="#">Refresh</a>
BT Binam Teli	February 7, 2026	25	333	<a href="#">View</a> <a href="#">Refresh</a>
BT Bishesha Thakuri	February 7, 2026	26	369	<a href="#">View</a> <a href="#">Refresh</a>
BK Bishow Kshetri				<a href="#">View</a> <a href="#">Refresh</a>
GB Grishma Bishwokarma				<a href="#">View</a> <a href="#">Refresh</a>

You can view every student's performance report from here.

### Recent Activity

- 2 Chatroom(s) Joined
- 1 eBook(s) Accessed
- 1 Self-grading Testpaper(s) Attempted
- 1 Assignment(s) Submitted
- 1 eBook(s) Accessed

[View detailed activity](#)

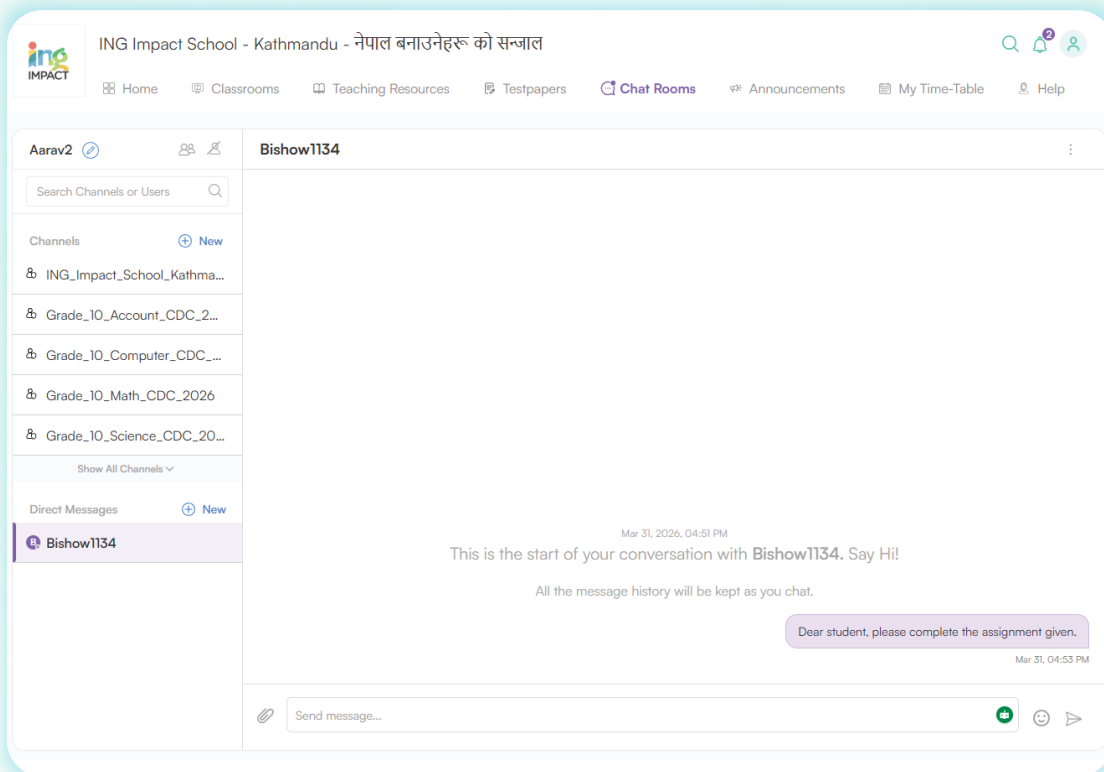


Scan/Click here to learn how:

- To access individual student's data.

# Convenient Communication Enabled by Chat Rooms

As a teacher, you can create chat groups for specific classes or projects that enable individualised conversation and file sharing. These channels serve as designated locations to deliver important information, announcements, and resources, encouraging collaborative learning and active student participation.

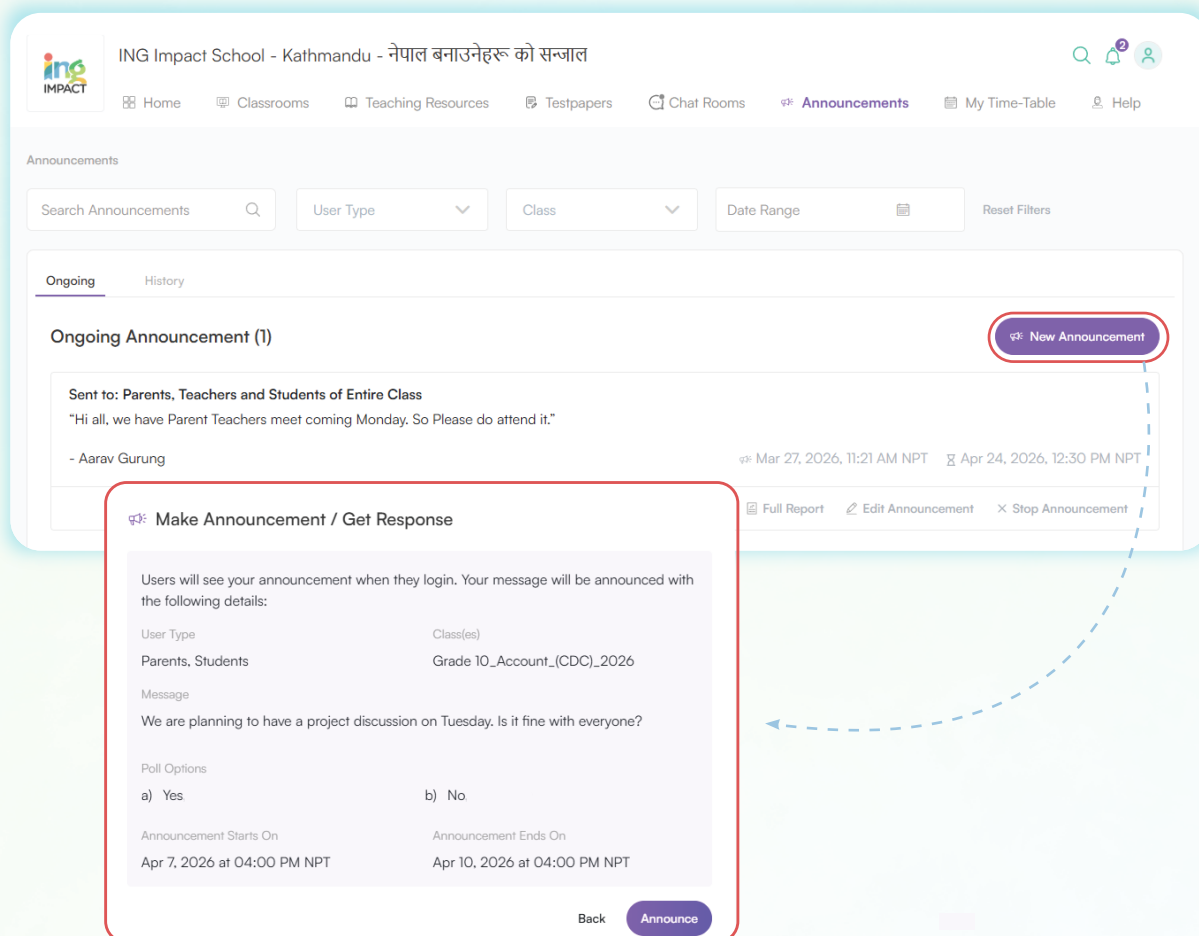


Scan/Click here to learn how:

- To create and use Chat Rooms.

# Make Announcements for Easy Communication

As a teacher, you can utilise the Announcements feature to communicate important school-related activities, exam updates, or any general information. It is the best way to send notices to students, teachers, or parents. Additionally, you can send eConsent forms and receive responses from the respective recipients.



The screenshot displays the 'Announcements' section of the ING Impact School website. The header shows the school name in Nepali: 'ING Impact School - Kathmandu - नेपाल बनाउनेहरू को सन्जाल'. The navigation menu includes Home, Classrooms, Teaching Resources, Testpapers, Chat Rooms, Announcements, My Time-Table, and Help. The Announcements page features a search bar and filters for User Type, Class, and Date Range. A 'New Announcement' button is highlighted with a red circle. Below the filters, there is a section for 'Ongoing Announcement (1)' with a 'New Announcement' button. The announcement details include: 'Sent to: Parents, Teachers and Students of Entire Class', 'Hi all, we have Parent Teachers meet coming Monday. So Please do attend it.', and '- Aarav Gurung'. The announcement is scheduled for Mar 27, 2026, 11:21 AM NPT to Apr 24, 2026, 12:30 PM NPT. A modal window titled 'Make Announcement / Get Response' is overlaid, showing the following details:

Users will see your announcement when they login. Your message will be announced with the following details:	
User Type	Class(es)
Parents, Students	Grade 10_Account_(CDC)_2026
Message	
We are planning to have a project discussion on Tuesday. Is it fine with everyone?	
Poll Options	
a) Yes	b) No
Announcement Starts On	Announcement Ends On
Apr 7, 2026 at 04:00 PM NPT	Apr 10, 2026 at 04:00 PM NPT

At the bottom of the modal, there are 'Back' and 'Announce' buttons.

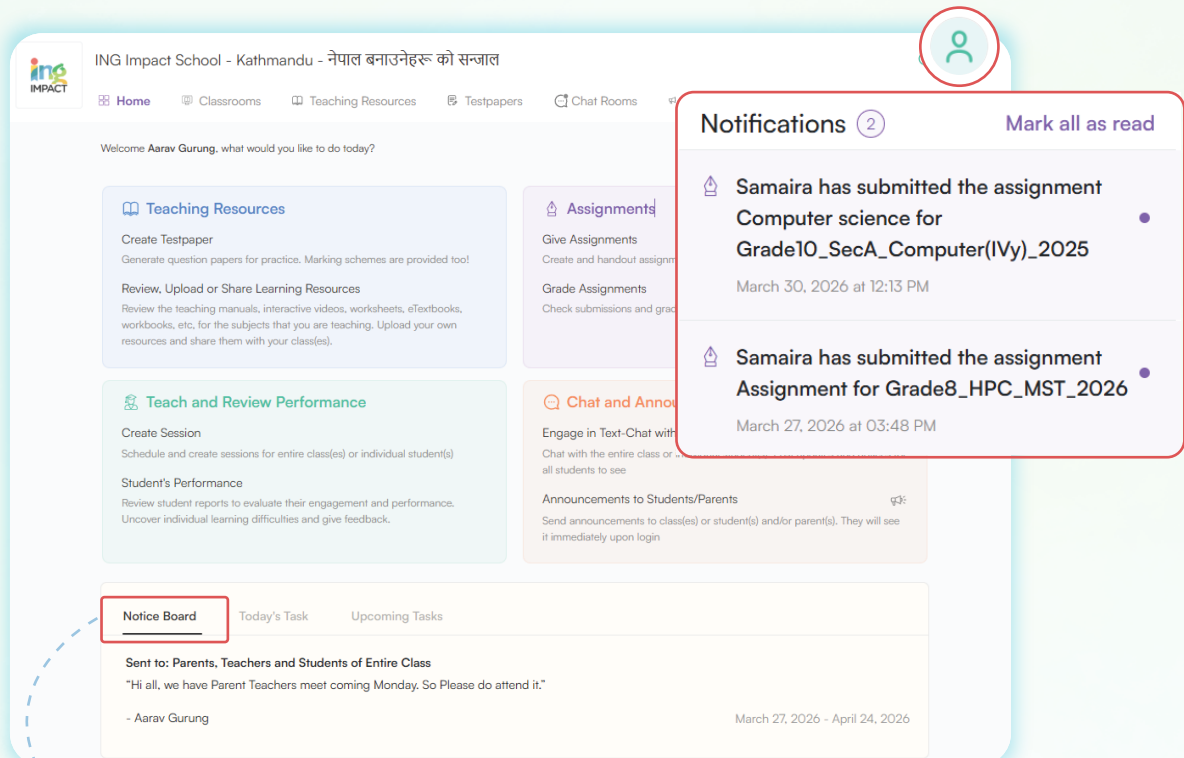


Scan/Click here to learn how:

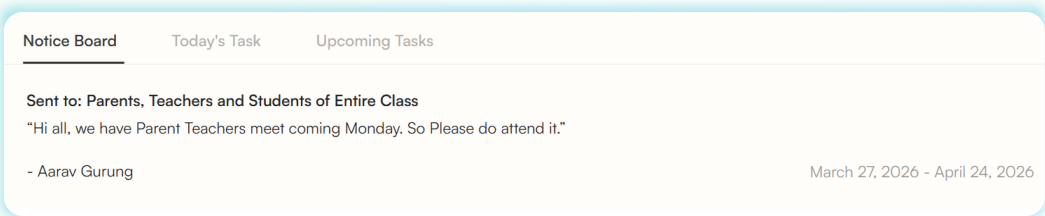
- To create and send General Announcement.
- To create eConsent form.
- To view response from eConsent form.

# Instant Notifications

With our “Notification” feature, you will receive alerts whenever your students turn in Assignments or when there are important Announcements from the administration. Additionally, if you download and sign in from our mobile app, all notifications will automatically be pushed to your mobile phone. This way, you will never miss any school updates!



The screenshot shows the dashboard for 'ING Impact School - Kathmandu - नेपाल बनाउनेहरू को सञ्जाल'. A notification pop-up is visible, listing two assignments submitted by Samaira: 'Computer science for Grade10\_SecA\_Computer(IVy)\_2025' on March 30, 2026, and 'Assignment for Grade8\_HPC\_MST\_2026' on March 27, 2026. Below the dashboard, a 'Notice Board' is shown with a message from Aarav Gurung about a Parent Teachers meeting on Monday, dated March 27, 2026 - April 24, 2026.



**Notice Board** Today's Task Upcoming Tasks

Sent to: Parents, Teachers and Students of Entire Class  
 "Hi all, we have Parent Teachers meet coming Monday. So Please do attend it."  
 - Aarav Gurung March 27, 2026 - April 24, 2026



Scan/Click here to learn how:

- To view Assignment submissions and Announcement alerts.
- To respond in eConsent forms.

# Access all Our Tutorial Videos to Familiarise Yourself with Our Platform!



Scan/Click here



## My Profile

- Edit basic information
- Change password
- Enable/Disable pop-up guides



## Schedule Sessions

- Schedule Online and In-Class Sessions
- Track scheduled classes with “My Time-Table”



## Teaching Resources

- Access eBooks, Interactive Videos & Topic-wise Videos
- Use Table of Content and Topic-wise Video QR codes
- Access built-in AI Subject Assistant



## Data-driven Insights

- View your students' individual and class-wise activities within the platform



## Testpapers & Assignments

- Generate Normal, Self-grading & Custom Testpapers
- Give and grade various types of Assignments



## Announcements

- Send General Announcements
- Send eConsent Forms
- View response and respond to eConsent Forms

**\*Note:** Feature updates might be carried out periodically without prior notification to provide a better user experience. Please contact us via our User Care Team for assistance regarding the platform.

## Need more information?

Visit our website or follow us on social media to learn more about our platform. If you need guidance with technical issues or have a general inquiry, reach out to us through Chat Support or by email.



For immediate assistance, please visit our website to contact our User Care Team, available 365 days from 6 AM to 10:30 PM.

**Contact us:** 9801010155, 9702027000

Explore the platform on  
[app.mysecondteacher.com.np](http://app.mysecondteacher.com.np)

Download the mySecondTeacher Nepal app today.

